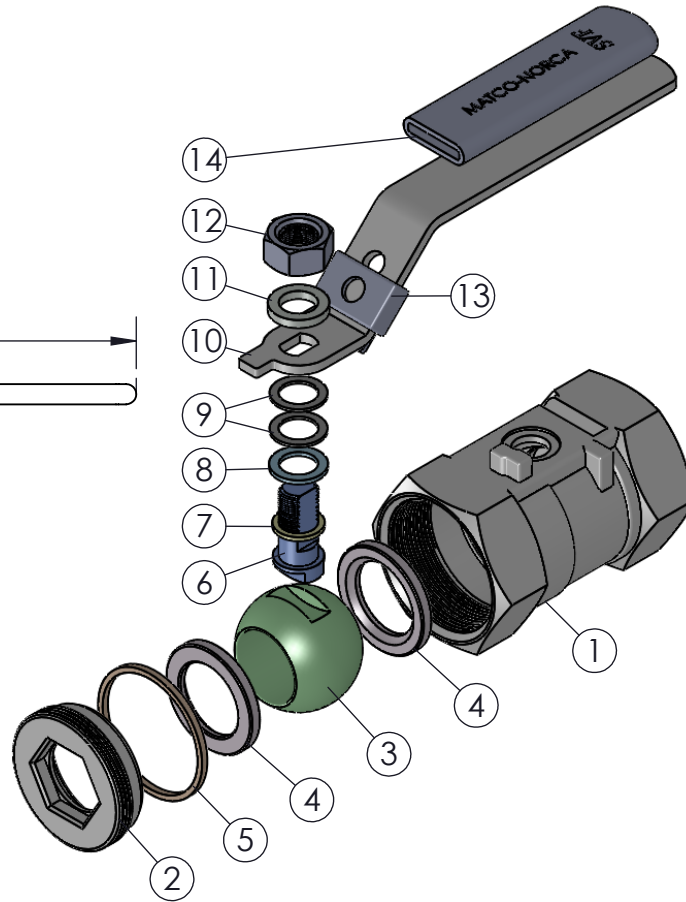
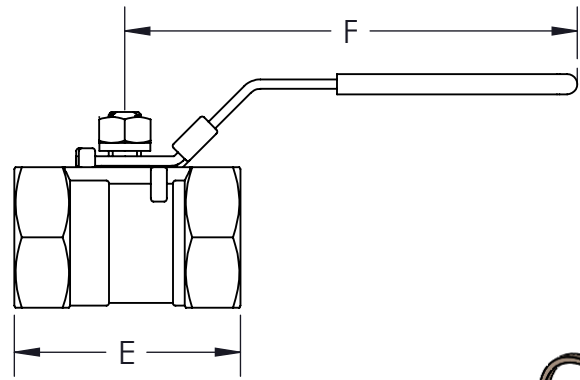
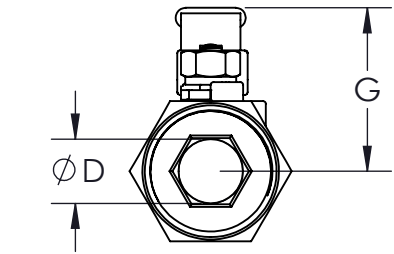
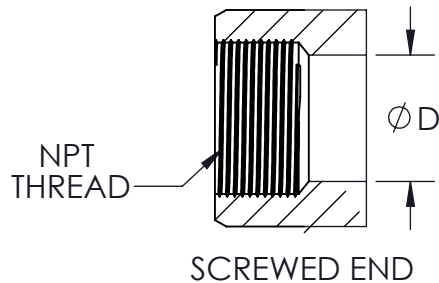


*AT FULL DIFFERENTIAL PRESSURE FOR CLEAN FLUIDS WITH RTFE SEATS



END CONFIGURATION:



SIZE	øD	E	F	G	NPT THREAD	WEIGHT (lbs)	Cv
1/4"	0.20 (5)	1.54 (39)	2.72 (69)	1.38 (35)	1/4"-18NPT	0.2	4
3/8"	0.28 (7)	1.73 (44)	3.11 (79)	1.42 (36)	3/8"-18NPT	0.2	4
1/2"	0.36 (9)	2.25 (57)	3.78 (96)	1.65 (42)	1/2"-14NPT	0.4	5
3/4"	0.49 (12)	2.32 (59)	3.78 (96)	1.85 (47)	3/4"-14NPT	0.6	9
1"	0.59 (15)	2.80 (71)	4.41 (112)	2.09 (53)	1"-11.5NPT	0.9	16
1-1/4"	0.79 (20)	3.07 (78)	4.41 (112)	2.24 (57)	1-1/4"-11.5NPT	1.5	24
1-1/2"	0.98 (25)	3.27 (83)	6.18 (157)	2.44 (62)	1-1/2"-11.5NPT	1.8	37
2"	1.18 (32)	3.94 (100)	6.18 (157)	2.64 (67)	2"-11.5NPT	2.8	68

PRODUCT INFORMATION:

1. END CONNECTIONS AVAILABLE IN: SCREWED ENDS (FNPT)
2. 1/4" - 2" REGULAR PORT
3. BALL IS VENTED ON THE STEM SLOT AREA
4. BLOW-OUT PROOF STEM
5. STANDARD LOCKING HANDLE
6. ANTI-STATIC DEVICE

APPLICABLE STANDARDS:

1. ASME B16.34: DESIGN
2. API 598: INSPECTION AND TESTING
3. ANSI B1.20.1: NPT
4. USP CLASS VI: CONFIRMATION OF COMPLIANCE (PTFE MATERIAL)

ITEM NO.	DESCRIPTION	MATERIALS	QTY.
1	BODY	A351-CF8M	1
2	INSERT	A351-CF8M	1
3	BALL	A351-CF8M	1
4	SEAT	RTFE	2
5	BODY SEAL	PTFE	1
6	STEM	A276-316	1
7	STEM THRUST WASHER	PTFE	1
8	STEM SEAL	PTFE	1
9	WASHER	304 STAINLESS STEEL	2
10	HANDLE	430 STAINLESS STEEL	1
11	SPRING WASHER	304 STAINLESS STEEL	1
12	HANDLE NUT	304 STAINLESS STEEL	1
13	LOCKING DEVICE	304 STAINLESS STEEL	1
14	HANDLE SLEEVE	PVC	1

DRAWN BY E.P. DATE 06/23/2017
 CHECKED BY E.G. DATE 03/22/2018
 APPROVED BY J.S. DATE 03/22/2018

SVF Flow Controls
 5595 Fresca Drive • La Palma, CA 90623 • 1.800.783.7836
 www.SVF.net • Sales@SVF.net

DESCRIPTION: 1/4" - 2" REV 1-PIECE REGULAR PORT BALL VALVE
 UNITS: INCH (MILLIMETERS) DATE: 03/22/2018 REV: C