

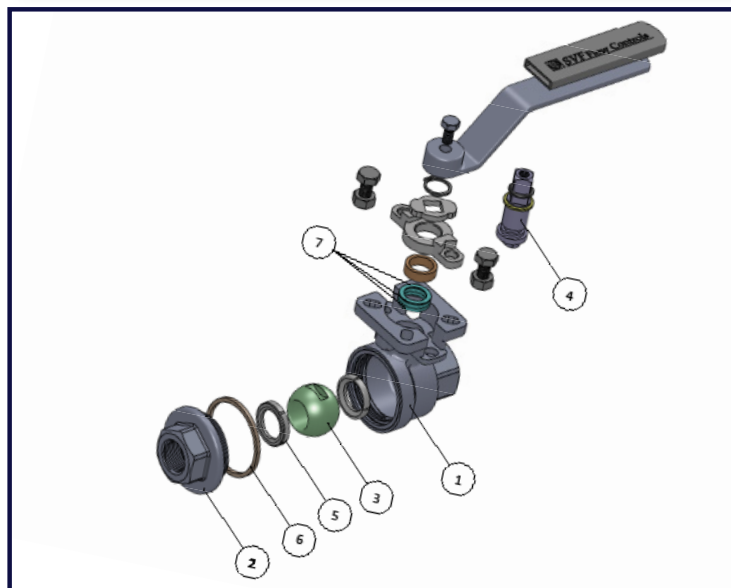

The SVF Series BEV9B valves are designed for superior performance in general purpose, plant-wide applications. The direct-mount feature reduces the size and weight of traditional automated valves. BEV9B series features stem seal glands that can be adjusted on actuated valves without removing the actuator.

SERIES BEV9B DESIGN FEATURES

- Designed & built for economical performance
- Pressure rated for 1,000 WOG
- Full Port flow path for maximum flow
- Anti-Static stem device standard
- Built-In ISO 5211 direct mounting pad for easy automation
- Threaded End Connection (FNPT)
- Blowout proof stem adds safety & reliability
- Adjustable stem seal gland
- Chevron (V-Ring) stem seals assures low friction and leak tight performance

MATERIALS OF CONSTRUCTION

ITEM #	DESCRIPTION	MATERIALS SPECIFICATIONS
1	Body	316 Stainless Steel (ASTM A351-CF8M)
2	End Connection	316 Stainless Steel (ASTM A351-CF8M)
3	Ball	316 Stainless Steel (ASTM A351-CF8M)
4	Stem	316 Stainless Steel (ASTM A351-CF8M)
5	Seat	PTFE
6	Body Seal	PTFE
7	Stem Seal	PTFE



SERIES BEV9 FOR AUTOMATION

BEV9B valves feature direct mounting for pneumatic or electric automation. This feature reduces the cost and additional size and weight of valves requiring a mounting adapter kit.



What do you need today?™

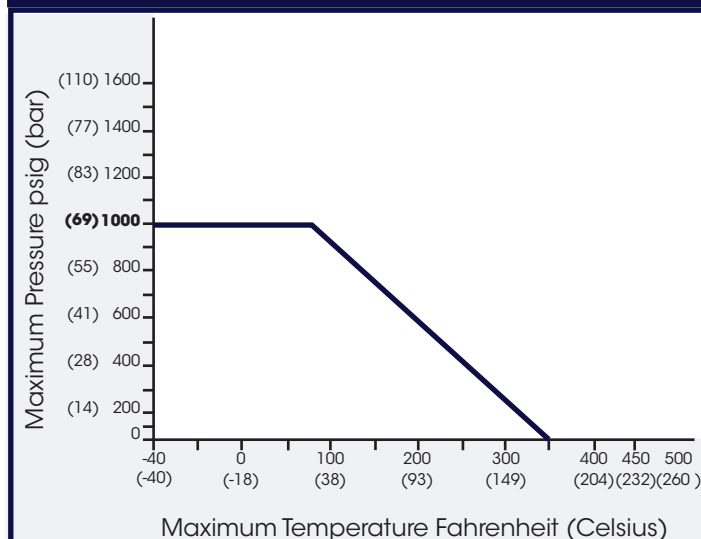
HIGH PURITY VALVES
CleanFLOW

PRO-SPEC
PROCESS SPECIFIC

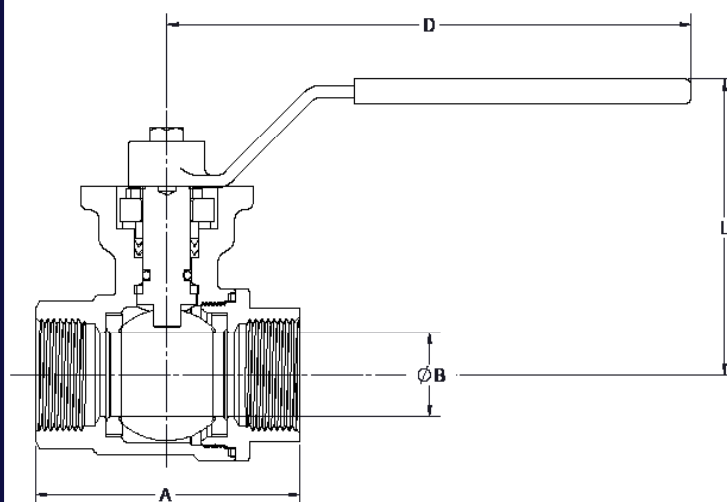
QUALITY FLOWS
THROUGH US

DIMENSIONS, WEIGHT, Cv, TORQUE

Size	A		B		D		L		Weight		Cv	Torque*	
	in.	mm	in.	mm	in.	mm	in.	mm	lbs	kg		in-lbf	Nm
1/2"	2.28	58	0.59	15	4.92	125	2.91	74	1.0	0.45	10	44	5
3/4"	2.63	67	0.78	20	4.92	125	3.07	78	1.3	0.59	25	62	7
1"	3.07	78	0.98	25	6.10	155	3.5	89	2.0	0.91	35	112	13
1-1/2"	4.09	104	1.5	38	7.40	188	4.33	110	4.7	2.13	80	278	32
2"	4.96	126	1.97	50	7.4	188	4.64	118	6.9	3.13	110	322	37

BEV9B -PRESSURE/TEMPERATURE CHART


* At full differential pressure for clean fluids with PTFE seats


HOW TO ORDER SERIES BEV9B BALL VALVES

Please refer to the next page for our comprehensive
How to Order Guide for Series BEV9B Ball Valves.

Ordering Code Sequence (Columns 1 thru 11)

1	2	3	4	5
SERIES	BODY	ENDS	BALL	STEM
BEV9B =	6 = 316 Stainless Steel ASTM A351 CF8M	6 = 316 Stainless Steel ASTM A351 CF8M	6 = 316 Stainless Steel ASTM A351 CF8M	6 = 316 Stainless Steel ASTM A276

6	7	8	9	10	11
SEAT	SEAL	END CONNECTIONS	VALVE SIZE	OPTIONS*	SPECIAL SERVICES*
T = PTFE	T = PTFE	SEO = SCREWED ENDS (FNPT)	005 = 1/2" 007 = 3/4" 010 = 1" 015 = 1-1/2" 020 = 2"	00 = None	00 = None

The BEV9B is part of our family of Direct Mount Packages.
For more information, please visit www.SVF.net

Order Example: (BEV9B6666TTSE00100000) The Part Number will contain 20 digits.

Ordering Code Sequence >>

Sample Part Number >>

1	2	3	4	5	6	7	8	9	10	11
BEV9B	6	6	6	6	T	T	SEO	010	00	00
Valve Series	Body Material	End Material	Ball	Stem	Seat Material	Seal Material	End Connections	Valve Size	Options*	Special Services*

* Not all Options or Special Services available on all ball valves. Consult SVF for additional information