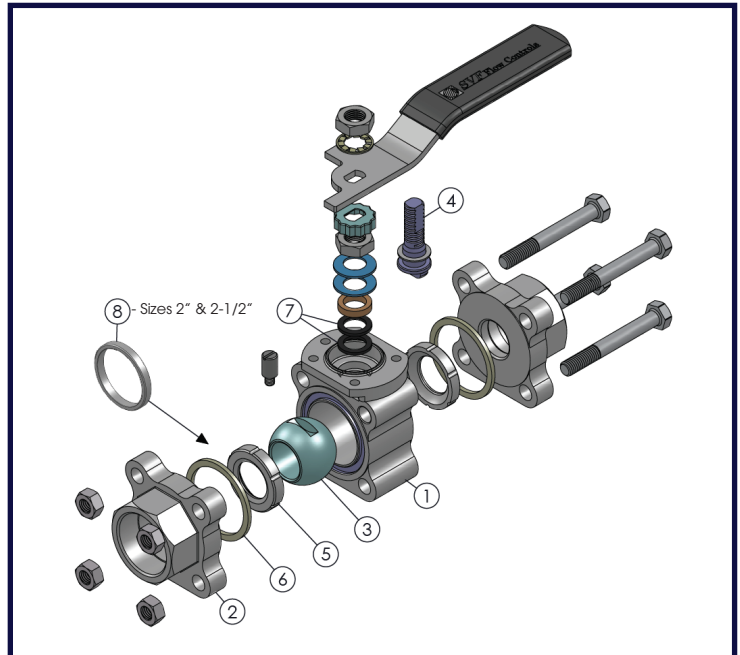


The SVF Series B8 Ball Valves feature a high performance design for use in critical, process-quality applications. These valves exceed the pressure & temperature ratings of traditional, general purpose ball valves.

SERIES B8 DESIGN FEATURES

- ✓ Full ported flow path in a high performance design for process-quality applications
- ✓ Encapsulated body seals to facilitate welding without disassembly
- ✓ Live-loaded stem seal ensures seal-tight pressure containment even under thermal cycling
- ✓ Three-piece "swing out" design offers easy access for in-line maintenance
- ✓ ISO 5211 mounting pad for easy actuation
- ✓ Standard seat material is TFM1600™
- ✓ Blowout proof stem adds safety & reliability
- ✓ Stainless steel valves have 316L ends
- ✓ Full range of options to suit specific requirements



MATERIALS OF CONSTRUCTION

ITEM	DESCRIPTION	MATERIALS SPECIFICATIONS
1	Body	316 Stainless Steel (ASTM A351 CF8M) Carbon Steel (ASTM A216 WCB)
2	End Connector	316L Stainless Steel (ASTM A351 CF3M) Carbon Steel (ASTM A216 WCB)
3	Ball	316 Stainless Steel (ASTM A351 CF8M)
4	Stem	316 Stainless Steel (ASTM A276) Stainless Steel 17-4 pH (ASTM A564 630)
5	Seat	TFM1600™, Delrin®, UHMWPE, PEEK
6	Body Seal	PTFE, Buna "N", GRAFOIL®, UHMWPE, Viton®, EPDM
7	Stem Seal	SupraLon™, TFM1600™ (Optional)
8	Retainer Sizes 2" & 2-1/2"	316 Stainless Steel

SPECIFICATION STANDARDS OF COMPLIANCE

SVF Series B8 Ball Valves are available in designs that meet the following Industry Standards:

- ANSI
- DIN
- NACE
- ASME
- ISO
- ASTM
- API
- MSS

Contact SVF for specific applications

What do you need today?™

HIGH PURITY
CleanFLOW®

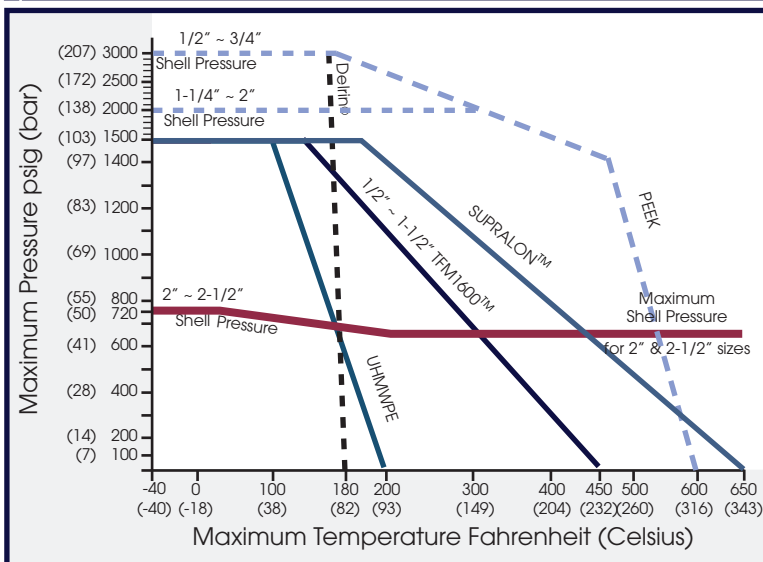
PRO-SPEC
PROCESS SPECIFIC

QUALITY FLOWS
THROUGH US

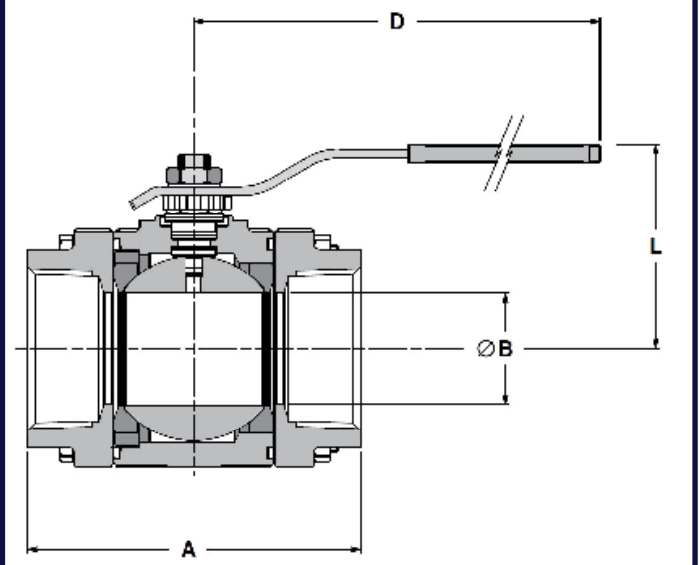
DIMENSIONS, WEIGHT, CV, TORQUE

Size*	A		B		D		L		Weight		Cv	Torque**	
	in.	mm	in.	mm	in.	mm	in.	mm	lbs	kg		in-lbf	Nm
1/2"	2.81	71	0.56	14	5	127	1.9	48	2	0.9	12	45	5
3/4"	3.70	94	0.81	21	6	152	2.4	61	4	1.8	32	100	11
1"	4.25	108	1.00	25	6	152	2.6	66	5	2.3	57	130	15
1-1/4"	4.57	116	1.25	32	7	178	3.2	81	7	3.2	80	280	32
1-1/2"	5.04	128	1.50	38	7	178	3.3	84	11	5.0	104	360	41
2"	5.95	151	2.00	51	11	279	3.4	86	17	7.7	240	560	63
2-1/2"	6.68	170	2.50	64	14	356	7.3	185	30	13.6	320	1000	113

B8 - PRESSURE/TEMPERATURE CHART



* For sizes 1/4" and 3/8" refer to "Series R8 Ball Valve" Data Sheet
 ** At full differential pressure for clean fluids with TFM1600™ Seats



TFM1600, UHMWPE & SupraLon Seats -

Class 600 (Sizes: 1/4" to 1-1/2")

Class 300 (Sizes: 2" to 3")

Delrin & PEEK Seats -

Class 1500 (Sizes 1/4" to 3/4")

Class 900 (Sizes: 1" to 1-1/2")

HOW TO ORDER SERIES R8 BALL VALVES

Please refer to the next page for our comprehensive
 How to Order Guide for Series B8 Ball Valves.

Ordering Code Sequence (Columns 1 thru 11)

1	2	3	4	5	6
SERIES	BODY	ENDS	BALL	STEM	SEAT MATERIAL
B800*	4 = Carbon Steel ASTM A216 WCB 6 = 316 Stainless Steel ASTM A351 CF8M	4 = Carbon Steel ASTM A216 WCB 6 = 316L Stainless Steel ASTM A351 CF3M	6 = 316 Stainless Steel ASTM A351 CF8M	6 = 316 Stainless Steel ASTM A276 316 M = Stainless Steel 17-4 pH ASTM A564 630	A = TFM1600™ D = Delrin*** (1/2" ~ 1-1/2") U = UHMWPE K = PEEK (1/2" ~ 1-1/2") (Requires 17-4 Stem - Code M)

7	8	9	10	11
BODY SEAL	END CONNECTIONS	VALVE SIZE	OPTIONS*	SPECIAL SERVICES*
T = PTFE B = Buna "N" G = GRAFOIL U = UHMWPE V = Viton E = EPDM S = SupraLon	SE0 = Threaded Ends (FNPT) SW0 = Socket Weld Ends BW0 = Butt Weld Ends Schedule 40 wall (Std) AAA = Threaded End X Socket Weld End AAB = Threaded End X Butt Weld (Sch-40) End AAD = Threaded End X Butt Weld (Sch-10) End Butt Weld Ends: BWA = Schedule 5 BWB = Schedule 10 BWC = Schedule 80	002 = 1/4" Refer to Series R8 003 = 3/8" Refer to Series R8 005 = 1/2" 007 = 3/4" 010 = 1" 012 = 1-1/4" 015 = 1-1/2" 020 = 2" 025 = 2-1/2"	00 = None OH = Oval Handle LK = Locking Device SX = ISO Cast Stem Extension AD = Anti-Static Device AA = Oval Handle & Locking Device AB = Oval Handle & ISO Cast Stem Extension AC = Locking Device & Anti-Static Device AG = ISO Cast Stem Extension & Locking Device JA = Oval Handle, ISO Cast Stem Extension & Locking Device JB = Oval Handle, ISO Cast Stem Extension & Anti-Static Device JE = Locking Device, ISO Cast Stem Extension & Anti-Static Device	00 = None XC = Oxygen Cleaned SF = Degreased (Silicone Free) UH = Vent/Relief Hole ¹ AS = Ammonia Service & Vent/Relief Hole ¹ HC = High Cycle Stem Kit VV = Vacuum & Searching Gas Stem Kit

Order Example: (B8006666ATSE00050000) The Part Number will contain 20 digits.

Ordering Code Sequence >>	1	2	3	4	5	6	7	8	9	10	11
Sample Part Number >>	B800	6	6	6	6	A	T	SE0	005	00	00
	Valve Series	Body Material	End Material	Ball	Stem	Seat Material	Seal Material	End Connections	Valve Size	Options**	Special Services*

¹ Vent Hole is on the Upstream Side

*Use Ordering Code B8A0 for TFM1600™ stem seals.

**Not all Options or Special Services available on all ball valves. Consult SVF for additional information.

***Del-